

Pompe ridicare presiune apă potabilă

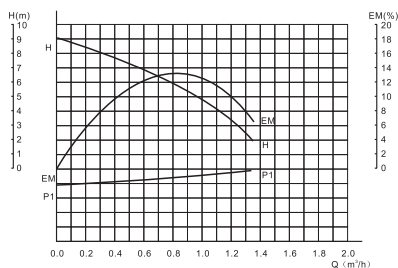


Caracteristici tehnice

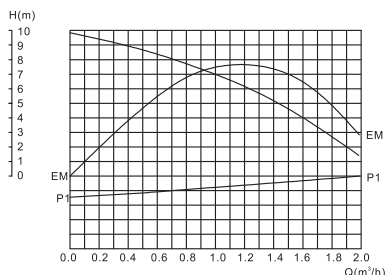
Produs	Putere (W)	Debit (L/min)	Coloană (m)	Racord
PS12/9G	105	23	9	3/4"
PS12/10G	150	30	10	3/4"
PS20/12Z	275	52	12	1"

Diagrame functionare (curbe de performanta)

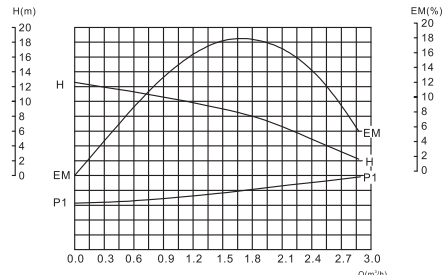
PS12/9G



PS12/10G



PS20/12Z



Aspect si complet de livrare

